


# ECHO-MAGNETIC SWITCH

MS169 SERIES

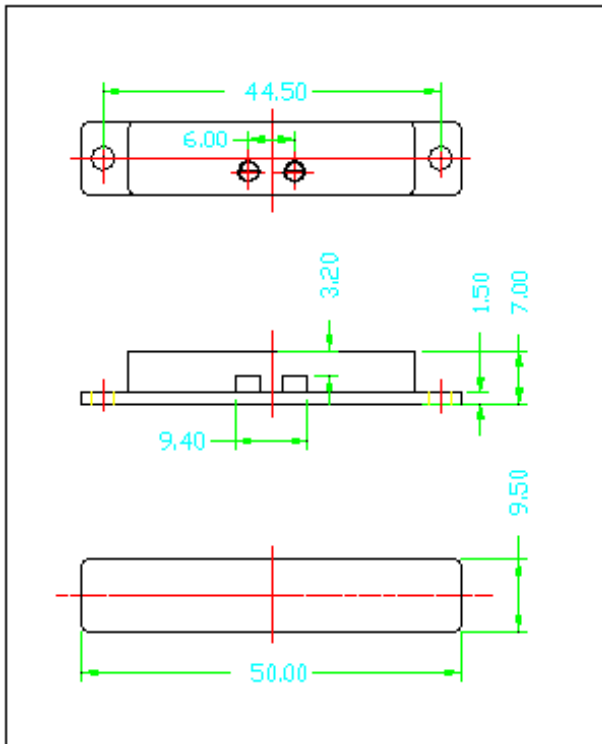


## FEATURES:

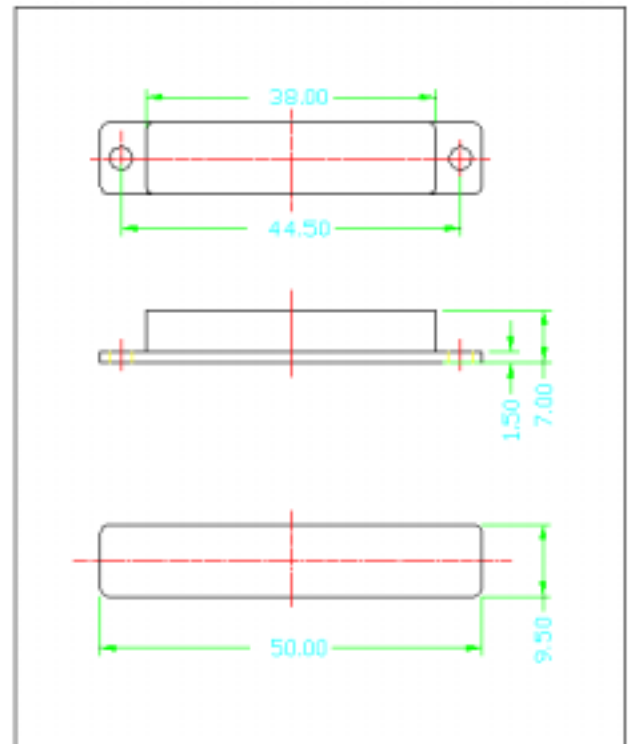
- Ultra small size
- Easy to install
- Normally- open(A/AN)
- Normally- open & closed(C/CN)
- Reed-switch sensing
- Card or bulk packed
- Operating temperature  $-20^{\circ}\text{C}$ -- $+70^{\circ}\text{C}$
- Storage temperature  $-30^{\circ}\text{C}$ -- $+70^{\circ}\text{C}$

## DIMENSIONS:

### MS-169AN



### MS-169AM



All dimensions are in mm

## SPECIFICATIONS:

	MS-169A	MS-169C
Contact Rating	10W	3W
Max.Switching Current	500mA	250mA
Max.Switching Voltage	200VDC	175VDC
Min.Breakdown Voltage	250VDC	200VDC
Contact Resistance	200m ohms	200m ohms
Insulation Resistance	100M ohms	100M ohms
Actuating Distance	10mm	10mm
Terminal Screw	M2×3mm	M2×3mm
Case Materials	ABS RESIN	ABS RESIN